

# Family quiz event

A fun quiz to familiarise families with information about careers and education options.

## Activity objectives

- To communicate careers and education options information in an engaging way.
- To bust myths about careers and education options.
- To showcase your institution's careers programme and demonstrate to parents where they can get support and further information on career routes.
- To give parents the confidence to hold conversations at home about these topics.

## How to use it

- At a parents' evening, coffee morning or virtual careers event.
- Could be combined with other parental engagement events to kick off discussions and add interactivity.
- With parents and students together.

## Delivery time

 45 minutes

## Need to know

- There are different quiz questions for parents with children under 16 and over 16.
- Questions for the quiz are available on the [Talking Futures website](#).
- To present the questions show them on a big screen in person or share your screen if it's being run virtually.
- You may want to add your own questions – for example, about your local labour market.
- Some of the questions for over 16's involve a research element. If taking part remotely, participants can use the same device they have joined the session on, to do their research.
- The activity can be delivered face to face or remotely.

## Links to parental engagement recommendations

- Create a parent-friendly environment
- Stimulate family conversations.

For more information on recommended principles for parental engagement go to [Good Parental Engagement](#).

Contents	Page
Preparing the session with parents in mind	2
Delivery steps	3
Learning from the event	3

# Family quiz event



## Preparing the session with parents in mind

### Content & format

- Decide on the parent group you are aiming to reach – it could be those who do not tend to engage with more formal events at school/college or those who do engage but seem to have quite set views on careers and would benefit from some myth-busting discussions.
  - Consider if there are any questions you would want to remove or add to the quiz deck that will specifically support the families you are inviting or help to bust myths about local labour market information e.g. who your largest local employer is.
  - Decide on a format for the quiz that suits the needs of families attending. Will you be online or in person? If in person, could you offer coffee, tea and snacks to make parents feel welcome? Can you sit parents who know each other together on the same table?
  - If you are delivering this event remotely, invite parents to attend the event virtually and consider delivering the questions via a software platform such as Kahoot or Mentimeter to make the results interactive.
  - Think about how you want parents to get the answers to the quiz, depending on the time and format of your event – encouraging people to share their answers and discuss them or focusing in on questions where people have different answers will help parents to see where they might have misunderstood the options.
- The quiz can have a competitive angle to it if you think the families you are working with would respond well to that, however, as the objectives are around busting myths and building parental confidence it may not be appropriate to reward families for speed or for the number of correct answers during the event. Alternatively, people could be rewarded for good explanations of why they chose a particular answer.
  - Prepare a list of resources to signpost parents to at the end of event. You can find some suggestions on the Talking Futures [Resources for parents](#) page.





### Communication

- In your invitation, highlight the fun nature of the quiz and anything you are offering to make it more parent-friendly, for example, refreshments. You could provide hints about what will be in the quiz, encouraging people to look at the Talking Futures [parents' hub](#) in advance.
- Follow up your first invitation with a text message reminder or message sent via students.
- You may want to get permission in advance for photography as this would be a good event to showcase when trying to encourage more parents to get involved in future activities, as it is different to a formal parents' evening set up.

# Family quiz event




## Delivery steps

Step	Activity	Time
1.	Welcome parents and introduce the quiz, ensuring that everyone understands that it is about learning more about the options and discussing their ideas with each other. If you're delivering in person check families are sat at the right tables with people they know. For those doing the quiz questions for older students ensure they have access to a smartphone/device and if they are participating remotely advise they can use the device they are dialling-in on to do their research.	 5 minutes
2.	Run through the quiz questions giving people time to discuss their answers as a family. If you're delivering virtually you may want to mute all participants for this section so they can talk freely within their household. If you have time available this section could be extended for families with older students taking part to allow more time for research.	 15 minutes
3.	Ask parents if they found any of the questions particularly difficult. Go through the answers, spending time on those that people got wrong or found difficult. Encourage parents to share their explanations for why they chose their answer and how they knew it was the right one, so other families who struggled with the question can learn from them.	 15 minutes
4.	Highlight that they can find a lot more information online and signpost them to further resources on the Talking Futures parents' hub and the parent area on your institution's website. To further support those with lower-confidence in using tech, you could help them access the site on their phones/devices before they leave the session. If delivering virtually you could post any links in the chat during the event.	 5 minutes

# Family quiz event

## Learning from the event

- To get an immediate sense of the impact of the activity ask parents to share one thing they learnt at the event that surprised them and one thing they will do next, such as researching an option they hadn't heard of before. This could be done by adding post-its to a board as they leave or adding comments in the chat function online.
- The impact on students can be measured as part of evaluating your wider careers programme or in a specific follow up session with those who attended to find out if it the activity generated any conversations at home or raised any further questions for them. To consolidate their learning they could also be encouraged to share what they learnt by running their own quiz with their peers in a PSHE or careers session.
- To gain a deeper understanding of the impact of the event, consider phoning a small number of parents with follow-up questions or invite them in for a focus group. This would enable them to feed back on the careers programme as a whole, not just the event. You could also offer them the opportunity to ask for further resources in specific areas. Further support with evaluating your whole programme is available [here](#).



## Feedback

Take part in our parental engagement project by providing valuable feedback on this resource by completing this [short survey](#)

SUPPORTED BY

