



# My Learning My Future

## Careers Leader Guide

# Careers Leader Guide

My Learning, My Future is a suite of Benchmark 4 resources to support subject teaching staff, from 27 subjects covering KS3, 4 & Post 16, to engage students in curriculum learning by highlighting the relevance of their subjects to future careers, opportunities and pathways.

Our current context makes it more important than ever to ensure that students are supported to see the value and relevance of subject learning and be explicitly supported in making connections between subjects and all pathways to positive transitions.

As the Careers Leader, you can share these resources so your teaching staff can engage students in careers related activities.

The resources are designed to be used easily by curriculum subject staff through lessons, homework and/or extra curricular sessions.

The subject guides focus on curriculum application and all pathways, including the amplification of vocational and technical qualifications, and will equip staff with up-to-date knowledge and key terminology to meet student's needs.

Each PowerPoint contains a range of ready-to-go activities that subject staff can use with students. They can deliver from their classroom and use the slides to set activities for students to explore the relevance of the subject to their future.

A new addition this year for you as Careers Leader is a CPD session for teaching staff to explain briefly how to use their subject slide decks. This comes complete with a suggested script.

When sharing these resources with staff, use the short slide deck to show them what it all looks like and to suggest ideas. Consider too from your perspective how you will track and record how resources are being implemented. You can do this on Compass+ in the activities section so you have a record of how staff are supporting work towards meeting Gatsby Benchmarks.

Finally, as web links break from time to time, try and encourage your staff to access their guide and PowerPoint directly from the website so they always have the most up-to-date version to hand.

## My Learning, My Future will include inspiration and resources for curriculum subject staff to:

- Highlight the value and relevance of their subject to a range of possible future careers and opportunities
- Identify and research common sources of information about the labour market
- Support students to understand all the main pathways from each subject to future careers and opportunities
- Highlight to students how they are developing essential skills in each subject
- Highlight that all jobs require essential skills and support students to reflect on these and identify their strengths and areas for development
- Embed careers in curriculum teaching and learning
- Highlight to students a wider range of sectors and organisations they could work in
- Identify extra-curricular and employer engagement opportunities to enhance student engagement in subjects

[Click here](#)

Click here to download your ready-to-go explanatory PowerPoint slide deck.

# Inspiration Guides

Here are the inspiration guides available across the 27 subject areas:

- [Art & Design](#)
- [Biology](#)
- [Business](#)
- [Chemistry](#)
- [Computer Science/IT](#)
- [Design Technology](#)
- [Drama](#)
- [Engineering](#)
- [English](#)
- [Food and Nutrition](#)
- [Geography](#)
- [Graphics](#)
- [Hair & Beauty](#)
- [Health and Social Care](#)
- [History](#)
- [Mathematics](#)
- [Media Studies](#)
- [MFL/Languages](#)
- [Music](#)
- [PE](#)
- [Physics](#)
- [Product Design](#)
- [Psychology](#)
- [Religious Studies](#)
- [Science](#)
- [Sociology](#)
- [Textiles](#)



# What the Inspiration Guides include:

## 1| Pathways and Opportunity Awareness

The inspiration guides support curriculum subject staff with key tools, resources and inspiration to help them highlight the relevance of their subject to future careers and opportunities and identify pathways from their subject for their students.

Each guide links subject curriculum staff to bespoke information and to key resource links including: National Careers Service; BBC Bitesize Careers; icould; T Levels; Amazing Apprenticeships, LMI for all, and much, much more!

### ►► Get the Jump: Skills for Life

Get the Jump: Skills for Life is a campaign to help young people make their next step in education and training. It raises awareness and understanding of all the different education and training pathways open to young people at Post 16 and Post 18. Each subject guide contains the correct knowledge and key terminology so they can highlight all pathways and promote in particular technical and vocational routes.

Comparison tables for university courses are provided so students can explore rankings for different universities by subject, region or group.

The inspiration guide also supports staff in wider research through resource and inspiration links to raise opportunity awareness around their subject.

### ►► Buzz moments

A series of 'buzz moments' have been created to support staff to explore relevant career topics, stories, skills and activities from their subject to future opportunities. These activities provide significant opportunities for students to process, practice and apply this knowledge and develop their attitudes and confidence towards career information and learning at whatever stage they are at in their career learning journey.

## My Learning, My Future bespoke subject slide decks and guidance notes

The inspiration guides link subject curriculum staff to a bespoke subject slide deck with guidance notes, which supports curriculum staff in highlighting the relevance of their subject by focusing on:

- Potential pathways exploring the Get the Jump: Skills for Life campaign from the National Careers Service so all staff have the most accurate and up-to-date information to share around all pathways for Post 16 and Post 18
- Roles/careers linked to their subject with resource and suggested activities
- Links to non-obvious career routes and 'Job of the Week' to inspire students to explore the world of work more widely
- Highlight a spotlight on Technicians. Generate excitement among young people about technical roles, challenge out-dated perceptions and help them explore the endless possibilities. Each link will take you to a role and a case study
- A new range of eight different activities for teachers to enable students to explore future possibilities around their subject, from comparing different courses to researching future pathways, to presenting or even teaching as part of a topic
- Essential Skills focus is around the three most valued skills for each subject, and an opportunity to use the Skills Builder Framework and for students to reflect on their individual strengths and areas for development for each skill

Inspiration guides for the following subjects will also include a link to a 'My Learning, My Future' homework task for KS3. This resource is featured in the relevant staff slide decks and is a PDF resource for students to engage in a reflection and research activity linked to the subject using the National Careers Service Explore Jobs tool. This resource can be applied as appropriate and may be of particular interest to staff during the options process in KS3.

## 2 | Careers in the curriculum Resources

The inspiration guides will take subject curriculum staff to a range of subject specific careers in the curriculum resources. These will include links to a suite of resources developed in collaboration with:

Academies Enterprise Trust (AET) in English, History, Mathematics, MFL, Science and Geography.

STAR Academies for all national curriculum subjects in Y7 and Y9 as well as for the 10 most popular GCSE subjects.

In addition, for Design Technology, there will be a suite of 9 KS3 lessons resources developed by The Co-Op Academies Trust around sustainability.

All these resources will be curriculum-based set in the context of the world of work.

The inspiration guides also highlight specific resources and resource hubs i.e. HE Unboxed and STEM Learning with links and resources tailored to each subject.

Curriculum subject staff are also directed towards examples of resources developed from across our network and with other providers.

Case studies are also featured and tailored for each subject to provide inspiration around careers across the curriculum, employer engagement and potential experience of the workplace linked to subjects.

### My Learning, My Future KS3 Homework Tasks

- [English](#)
- [Geography](#)
- [History](#)
- [Music](#)
- [Product Design](#)
- [Textiles](#)
- [Food & Nutrition](#)
- [Engineering](#)
- [Computer Science/IT](#)
- [Mathematics](#)
- [Science](#)

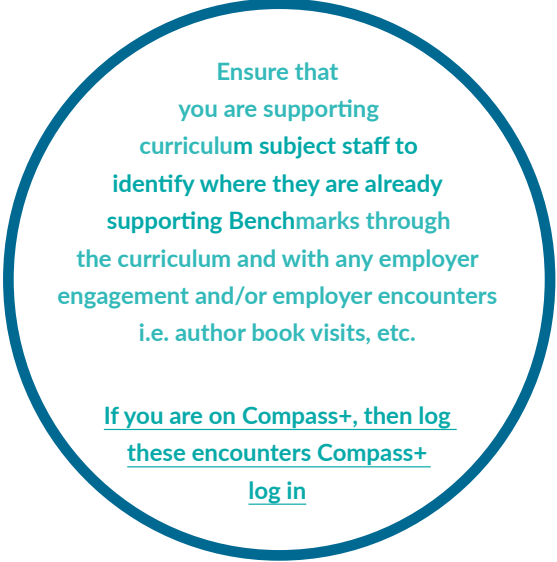
Consider how these tasks can be connected with any parental engagement initiatives/work happening in your school, special school or college to engage parents in discussions and reflections on pathways and destinations.

For further information, good practice and resources, go to [Talking Futures](#)

### 3| Essential Skills

We have worked in partnership with Skills Builder to support curriculum subject staff to access the Skills Builder Framework and specific resource and activities which develop essential skills linked to each subject. Essential skills are featured in the inspiration guides and in the slide decks.

In addition, Post 16 links are provided. There is a downloadable resource pack to support learners with additional needs and a downloadable universal framework document which helps break skills into smaller steps. There are helpful links to posters and certificates too.




Ensure that you are supporting curriculum subject staff to identify where they are already supporting Benchmarks through the curriculum and with any employer engagement and/or employer encounters i.e. author book visits, etc.

[If you are on Compass+, then log these encounters Compass+ log in](#)


### 4| Other Key Features

The bespoke subject inspiration guides include other key features, inspiration, and resources for subject curriculum staff.

This includes links to key events and associated resources to support subject curriculum staff in highlighting the relevance of their subject to future careers and opportunities and to helping students identify potential pathways from each of their subject areas.



[Create and activity on Compass+](#)



[How to upgrade to Compass+](#)

### 5| Recording of this information

Take the opportunity to record activities as staff use the resources with their students. Consider the most effective way to gather this information within your school, special school or college. Celebrate those subjects who embed My Learning My Future into their curriculum.

If you use Compass+, why not record the activities - ask staff to email you the class group, details and the lesson when the activity was completed so you can log it.



# My Learning My Future

If you have any or further suggestions about this guide, contact us at:  
[education@careersandenterprise.co.uk](mailto:education@careersandenterprise.co.uk)

All the resources, all in one place:  
[CEC Resource Directory](#)

**The Careers & Enterprise Company**  
120 Aldersgate St  
London  
EC1A 4JQ

[careersandenterprise.co.uk](http://careersandenterprise.co.uk)



Follow us on Twitter: [@CareerEnt](https://twitter.com/CareerEnt)

